

Pluggable Multi-Pole SPD
ProTec T2 4+0
 Class II • Type 2 • Type 1CA



Location of Use: Sub-Distribution Boards
 Network Systems: TN-S
 Mode of Protection: L-PE, N-PE
 Surge Ratings: $I_n = 20\text{ kA (8/20}\mu\text{s)}$
 IEC/EN/UL Category: Class II / Type 2 / Type 1CA
 Protective Elements: High Energy MOV
 Housing: Pluggable Design
 Compliance: IEC 61643-11:2011
 EN 61643-11:2012
 UL 1449, 4th edition

Technical Data

ProTec T2-xxx-4+0(-R)	150	300	350	480	
IEC Electrical					
Nominal AC Voltage (50/60Hz)	U_o/U_n	120V	240V	277V	400V
Maximum Continuous Operating Voltage (AC)	U_c	150V	300V	350V	480V
Nominal Discharge Current (8/20 μs)	I_n	20kA	20kA	20kA	20kA
Maximum Discharge Current (8/20 μs)	I_{max}	50kA	50kA	50kA	50kA
Voltage Protection Level	U_p	1250V	1500V	1750V	2300V
Response Time	t_A	< 25 ns			
Back-Up Fuse (max)		315 A / 250 A gG			
Short-Circuit Current Rating (AC)	I_{SCCR}	25 kA / 50 kA			
TOV Withstand 5s	U_T	229V	337V	403V	581V
TOV 120min	$U_T / mode$	229V/withstand	442V/safe fail	529V/safe fail	762V/safe fail
Number of Ports		1			

UL Electrical					
Maximum Continuous Operating Voltage (AC)	MCOV	150V	300V	350V	480V
Voltage Protection Rating	VPR	600V	900V	1000V	1500V
Nominal Discharge Current (8/20 μs)	I_n	20kA	20kA	20kA	20kA
Short-Circuit Current Rating (AC)	SCCR	200kA	150kA	200kA	200kA

Mechanical					
Operating Temperature Range	T_a	-40 °F to +185 °F [-40 °C to +85 °C]			
Permissible Operating Humidity	RH	5%...95%			
Altitude		13123 ft [4000m]			
Terminal Screw Torque	M_{max}	39.9 lbf-in [4.5Nm]			
Conductor Cross Section (max)		2 AWG (Solid, Stranded) / 4 AWG (Flexible) 35 mm ² (Solid, Stranded) / 25 mm ² (Flexible)			
Mounting		35 mm DIN Rail, EN 60715			
Degree of Protection		IP 20			
Housing Material		Thermoplastic: Extinguishing Degree UL 94 V-0			
Thermal Protection		Yes			
Operating State / Fault Indication		Green Flag / Not Green Flag			
Remote Contacts (RC)		Optional			
RC Switching Capacity		AC: 250V/1A, 125V/1 A; DC: 48V/0.5A, 24V/0.5A, 12V/0.5A			
RC Conductor Cross Section (max)		16 AWG (Solid) / 1.5 mm ² (Solid)			

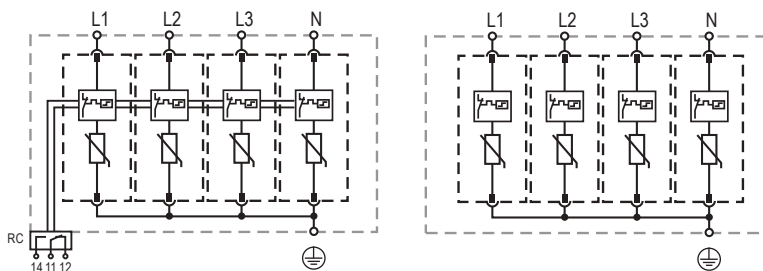
Order Information				
Order Code	150	300	350	480
ProTec T2-xxx-4+0	59.0101	59.0103	59.0300	59.0105
ProTec T2-xxx-4+0-R (with remote contacts)	59.0102	59.0104	59.0301	59.0106
ProTec T2-xxx-P	59.0064	59.0065	59.0066	59.0067

ProTec T2 4+0

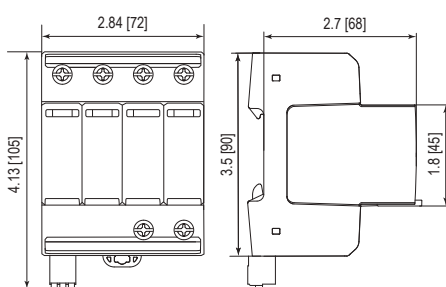
Internal Configuration

Legend

- L Line
- N Neutral
- ⊕ Protective Earth
- RC Remote Contacts Optional



Dimensions & Packaging




Dimensions & Packaging

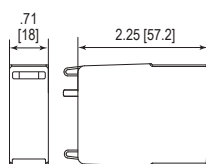
		150	300	350	480
Single Unit Weight	pounds	1.032	1.094	1.138	1.182
	grams	468	496	516	536
Single Unit Weight	pounds	1.052	1.114	1.158	1.202
	grams	477	505	525	545
Single Unit DIN 43880 Dimension	4 TE				
Packaging Dimensions (HxWxL)	4.3 x 4.5 x 13.8" [109 x 115 x 352 mm]				
Minimum Order Quantity	4 Units				

Plug Internal Configuration

ProTec T2-xxx-P



Dimensions & Packaging



Dimensions & Packaging

		150	300	350	480
Single Unit Weight	pounds	.120	.135	.146	.157
	grams	54	61	66	71
Single Unit DIN 43880 Dimension	1 TE				
Packaging Dimensions (HxWxL)	4.3 x 4.5 x 13.8" [109 x 115 x 352 mm]				
Minimum Order Quantity	28 Units				

inches
[mm]

Information contained in this document is subject to change at any time without notice.



Raycap

www.raycap.com

© 2017 Raycap All rights reserved.
G29-00-401 171020