

Pluggable Single and Multi-Pole SPD
ProTec T2H 1+1
 Class II • Type 2



Location of Use: Main Distribution Boards
 Network Systems: TT, TN-S
 Mode of Protection: L-N, N-PE
 Surge Ratings: $I_n = 20\text{ kA (8/20}\mu\text{s)}$
 $I_{max} = 50\text{ kA (8/20}\mu\text{s)}$
 IEC/EN Category: Class II / Type 2
 Protective Elements: High Energy MOV in series with GDT
 Housing: Pluggable Design
 Compliance: IEC 61643-11:2011
 EN 61643-11:2012

Technical Data

ProTec T2H-xxx-1+1(-R)

300

IEC Electrical

Nominal AC Voltage (50/60Hz)	U_o/U_n	240V
Maximum Continuous Operating Voltage (AC)	(L-N) / (N-PE) U_c	300V / 305V
Nominal Discharge Current (8/20 μs)	(L-N) / (N-PE) I_n	20 kA / 40 kA
Maximum Discharge Current (8/20 μs)	(L-N) / (N-PE) I_{max}	50 kA / 65 kA
Voltage Protection Level	(L-N) / (N-PE) U_p	1500V / 1500V
Response Time	(L-N) / (N-PE) t_A	<25 ns / <100 ns
Back-Up Fuse (max)		315 A / 250 A gG
Short-Circuit Current Rating (AC)	(L-N) I_{SCCR}	25 kA / 50 kA
Follow Current Interrupt Rating	(N-PE) I_{fi}	100 A_{RMS}
TOV Withstand 120min	(L-N) U_T	442V
TOV Withstand 200ms	(N-PE) U_T	1200V
Number of Ports		1

Mechanical

Operating Temperature Range	T_a	-40 °F to +185 °F [-40 °C to +85 °C]
Permissible Operating Humidity	RH	5%...95%
Altitude		13123 ft [4000 m]
Terminal Screw Torque	M_{max}	39.9 lbf·in [4.5 Nm]
Conductor Cross Section (max)		2 AWG (Solid, Stranded) / 4 AWG (Flexible) 35 mm ² (Solid, Stranded) / 25 mm ² (Flexible)
Mounting		35 mm DIN Rail, EN 60715
Degree of Protection		IP 20
Housing Material		Thermoplastic: Extinguishing Degree UL 94 V-0
Thermal Protection		Yes
Operating State / Fault Indication		Green Flag / Not Green Flag
Remote Contacts (RC)		Optional
RC Switching Capacity		AC: 250V/1A, 125V/1A; DC: 48V/0.5A, 24V/0.5A, 12V/0.5A
RC Conductor Cross Section (max)		16 AWG (Solid) / 1.5 mm ² (Solid)

Order Information

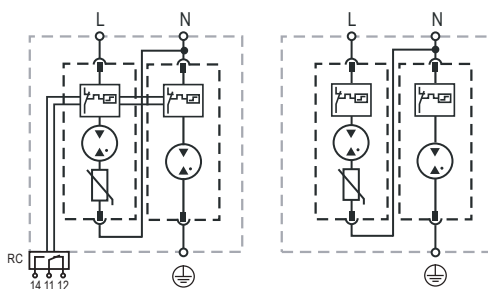
Order Code	300
ProTec T2H-xxx-1+1	59.0332
ProTec T2H-xxx-1+1-R (with remote contacts)	59.0333
ProTec T2H-xxx-P	59.0322
ProTube T2H-40-P	59.0323

ProTec T2H 1+1

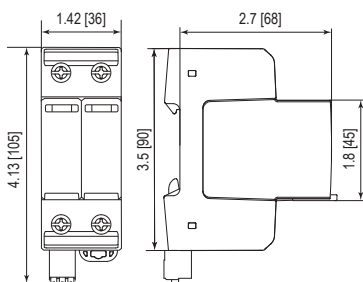
Internal Configuration

Legend

- L Line
- N Neutral
- ⊕ Protective Earth
- RC Remote Contacts Optional



Dimensions & Packaging

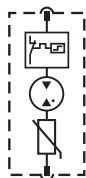


Dimensions & Packaging

ProTec T2H-xxx-1+1		300
Single Unit Weight	pounds [grams]	.525 [238]
ProTec T2H-xxx-1+1-R		300
Single Unit Weight	pounds [grams]	.538 [244]
Single Unit DIN 43880 Dimension		2 TE
Packaging Dimensions (HxWxL)		4.3 × 4.5 × 13.8" [109 × 115 × 352 mm]
Minimum Order Quantity		7 Units

Plug Internal Configuration

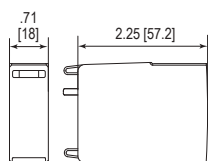
ProTec T2H-xxx-P



ProTube T2H-40-P



Dimensions & Packaging



Dimensions & Packaging

ProTec T2H-xxx-P		300
Single Unit Weight	pounds [grams]	.144 [65]
ProTube T2H-40-P		40
Single Unit Weight	pounds [grams]	.144 [65]
Single Unit DIN 43880 Dimension		1 TE
Packaging Dimensions (HxWxL)		4.3 × 4.5 × 13.8" [109 × 115 × 352 mm]
Minimum Order Quantity		28 Units

inches
[mm]

Information contained in this document is subject to change at any time without notice.

