

In-line SPD for Coaxial & RF Systems
RayDat CP TV75 Series
C1 • C2 • C3



IEC/EN Category: C1/C2/C3
 Protection: Impedance Matched
 Maximum Operating Voltage: 70, 180V
 Maximum Peak Power: 40, 125W
 Frequency Range: DC–2.0GHz
 Surge Discharge Ratings: I_n : 10kA, I_{max} : 20kA
 Impedance: 75Ω
 Insertion Loss: <0.4dB
 Return Loss: >20dB
 Termination: TV Type (F-F, M-F)
 Housing: In-line Installation, Shielded Enclosure
 Compliance: IEC/EN 61643-21

The RayDat CP TV Series of coaxial surge protectors is intended to protect RF antenna systems terminating in TV-type connections and is suitable for frequencies from DC to 2.0GHz. It is eminently suitable for the protection of European CCTV and CATV systems. It is designed as an in-line unit allowing ease of installation. The careful design, low capacitance gas discharge arresters and high quality TV-type termination connectors ensures a minimum of insertion loss throughout the frequency band.

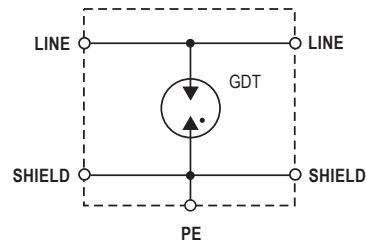
Transfer power is 40W to 125W continuous, depending on the coaxial cable protector voltage. The CP TV coaxial cable protector is designed in accordance with IEC 61643-21: 2009 standards and regulations. A grounding stud is provided which should be connected to the system ground or coaxial feed-through bulkhead, as directly as possible.

Technical Data

CP TV75		70V	180V
Electrical			
Maximum Continuous Operating Voltage	U_c	70V	180V
Maximum Peak Power	P_{max}	40W	125W
C2 Nominal Discharge Current (8/20μs)	I_n		10kA
Maximum Discharge Current (8/20μs)	I_{max}		20kA
Residual Voltage at (1kV/μs)	U_{res}	<600V	<700V
Impedance	Z		75Ω
Insertion Loss	I_L		<0.4dB
Return Loss	R_L		>20dB
Insulation Resistance of Protection	R_{iso}		>10GΩ
Frequency Range	f_G		0–2.0 GHz
Mechanical			
Temperature Range		-40 °C to +80 °C	
Connection		TV Female/Female	TV Male/Female
Degree of Protection IEC/EN 60529		IP 20	
Housing Material		Metal	
Order Information			
Order Code		70V	180V
CP TV75-FF-xx		800 879	800 880
CP TV75-MF-xx		800 881	800 882

RayDat CP TV75 Series

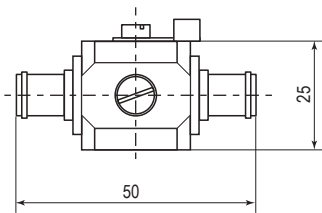
Internal Configuration



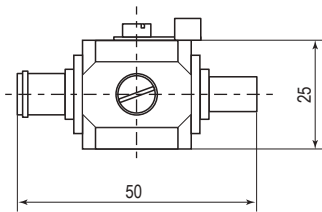
Legend

GDT Gas Discharge Tube

Dimensions & Packaging



CP TV75-FF



CP TV75-MF

CP TV75	CP TV75-FF-xxx		CP TV75-MF-xxx	
	70V	180V	70V	180V
Dimensions				
Weight per Unit	80 g		82 g	
Packaging Dimensions (Single Unit)	73 × 30 × 30 mm			
Minimum Package Quantity	100 pieces			