

Pipeline Anti-Corrosion System Protective Device **RayCorr R-S-50H**

RayCorr protects the pipeline anti-corrosion system from lightning and also enables its appropriate operation to mitigate the induced overvoltages from the overhead AC power lines.



The RayCorr device is installed between metallic pipeline and ground, eliminating the AC voltages induced from the overhead power lines to the pipeline. In addition, it protects the pipeline and the anti-corrosion system from lightning. RayCorr incorporates a Surge Protective Device (SPD), which diverts the lightning current to the earth, and an electrical circuit which decreases the included AC voltage in the pipeline. RayCorr is offered with a smart monitoring test device option. A separate smart portable test device can be plugged on to RayCorr in order to verify its functionality without disconnection requirement or the use of measuring equipment.

Features

- Protects pipeline anti-corrosion system against induced overvoltages
- Diverts AC currents of up to 50 Arms
- Impulse Current Discharge capability up to 100kA, 10/350µs
- Maintenance free
- Smart monitoring capability without the need for disconnection or for the use of measuring equipment
- Compact design, easy to install
- Suitable for indoor and outdoor environments

SPECIFICATIONS

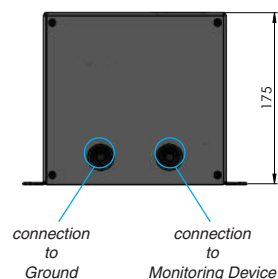
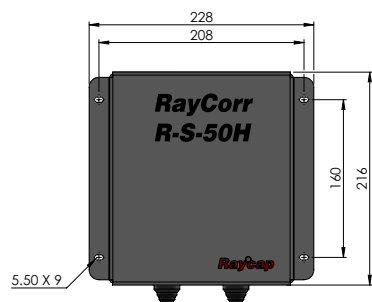
Pipeline Anti-Corrosion System Protective Device RayCorr R-S-50H

Electrical Characteristics	RayCorr R-S-50H
Continuous AC Drain Current	50Arms
Maximum Continuous DC Operating Voltage	-100V
Steady State Leakage Current @ -1V _{dc}	<1μA
Maximum AC Drain Current 33 cycles (50Hz)	5800Arms
Maximum AC Drain Current 50 cycles (50Hz)	5000Arms
Lightning Impulse Discharge Current [I_{imp}]	100kA (10/350μs)
Maximum Surge Discharge Current [I_{max}]	100kA (8/20μs)
Mechanical Characteristics	
Dimensions (L x W x H) per DIN 43880	228 x 216 x 175mm
Weight (including 10cm cable)	<7kg
Enclosure Material	Painted aluminium
Enclosure Color	Grey, RAL 7035
Degree of Protection	IP65
Operating Temperature	-40°C – 85°C
Recommended Cable Size	16mm ²
Connection Method	Free cable pigtail

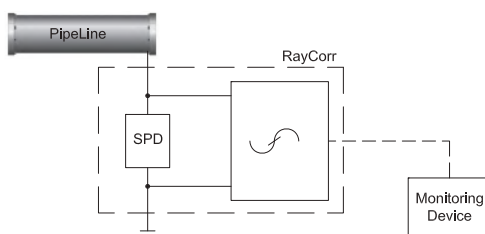
Certifications

CE

Product Drawings



Wiring Diagram



CE

Raycap

www.raycap.com

Information contained in this document is subject to change at any time without notice.

G02-01-748 190729
Revision 1